

WE ARE GOING TO START NEW UNIT 7.

ARE YOU READY??

CLICK ON THE LINK BELOW  
AND ENJOY LEARNING WITH DAISY.....



<https://drive.google.com/file/d/IODiKF64aLkGb5A6D9G9wWQRhITp6tec4/view?usp=sharing>

REMEMBER!!!




1.- LOG IN <https://oxfordplus.oupe.es/>

2.- ENTER USER AND PASSWORD...

User: [Oxford\\_drm@oup.es](mailto:Oxford_drm@oup.es)  
Password: Oxf-2018

3.- CLICK ON OUR BOOK...





ROBIN WANTS TO BE A CHEF.  
YOU CAN LISTEN, REPEAT, SING, PLAY,  
WATCH STORIES AND LEARN  
ALL AROUND UNIT 7.

CLICK ON EACH LESSON

# 7 I want to be a chef

LESSON 1    LESSON 2    LESSON 3

LESSON 4    LESSON 5    LESSON 6

LESSON 7    LESSON 8

NURSERY SCHOOL LESSON 1    NURSERY SCHOOL LESSON 2    NURSERY SCHOOL LESSON 3

CHECK IN  
LESSONS 1 TO 4,  
YOU CAN CLICK ON  
LET'S LEARN, LET'S PLAY  
AND LET'S REVIEW.



**7** **LESSON 1**

Let's begin

Let's learn

Let's play

Food song

Robin's new words

Look and listen

bread

Give me some...

Lesson 1 interface showing 'Let's begin', 'Let's learn', and 'Let's play' sections. The 'Let's learn' section contains two cards: 'Food song' with a rooster and 'Robin's new words' with a bread image and the word 'bread'. A 'Look and listen' button is above the bread card.

**7** **LESSON 2**

Let's begin

Let's learn

Robin's story structure

Food song

Who do you want to be? poster

Story book

Look and listen

Give me some...

DAILY ROBIN'S POSTER

I want to be a chef

Lesson 2 interface showing 'Let's begin' and 'Let's learn' sections. The 'Let's learn' section contains four cards: 'Robin's story structure' with a rooster and 'Give me some...' button, 'Food song' with a rooster, 'Who do you want to be? poster' with a grid of professions, and 'Story book' with a chef and the text 'I want to be a chef'.

**7** **LESSON 3**

Let's begin

Let's play

Food song

Who do you want to be? poster

Dress Robin

Story animation

Look and listen

Give me some...

DAILY ROBIN'S POSTER

I want to be a chef

Lesson 3 interface showing 'Let's begin' and 'Let's play' sections. The 'Let's play' section contains four cards: 'Food song' with a rooster, 'Who do you want to be? poster' with a grid of professions, 'Dress Robin' with a rooster and clothing items, and 'Story animation' with a chef and the text 'I want to be a chef'.

**7** **LESSON 4**

Let's begin

Let's learn

Let's review

Robin's review game

Story book

Look and listen

Give me some...

DAILY ROBIN'S POSTER

I want to be a chef

Lesson 4 interface showing 'Let's begin', 'Let's learn', and 'Let's review' sections. The 'Let's learn' section contains two cards: 'Robin's review game' with a grid and 'Story book' with a chef and the text 'I want to be a chef'.

CHECK IN

LESSON 5 TO 8,

YOU CAN CLICK ON

LET'S LEARN, LET'S PLAY

AND LET'S REVIEW.



7 LESSON 5

Let's begin

Let's learn

Listen to the song  
I get my food from plants,  
I get my food from plants,  
I get my food from plants,  
I get my food from plants.  
I get my food from plants,  
I get my food from plants.  
I get my food from plants,  
I get my food from plants.

Food from animals song

Look and listen  
eggs chickens

Nature smart new words

Lesson 5 interface showing 'Let's begin' and 'Let's learn' sections. The 'Let's learn' section contains two cards: 'Food from animals song' with a chicken image and a 'Listen to the song' player, and 'Nature smart new words' with an image of eggs and chickens.

7 LESSON 6

Let's begin

Let's learn

Listen to the song  
I get my food from plants,  
I get my food from plants,  
I get my food from plants,  
I get my food from plants.  
I get my food from plants,  
I get my food from plants,  
I get my food from plants.

Food from animals song

Food from animals video

Nature smart: Food from animals video

Lesson 6 interface showing 'Let's begin' and 'Let's learn' sections. The 'Let's learn' section contains two cards: 'Food from animals song' with a chicken image and a 'Listen to the song' player, and 'Food from animals video' with a video player and the text 'Nature smart: Food from animals video'.

7 LESSON 7

Let's begin

Let's play

Food song

Class game

Lesson 7 interface showing 'Let's begin' and 'Let's play' sections. The 'Let's play' section contains two cards: 'Food song' with a bear image and 'Class game' with a board game image.

7 LESSON 8

Let's begin

Let's review

Food song

Food from animals song

Show what you can do

Story animation

I want to be a chef

Lesson 8 interface showing 'Let's begin' and 'Let's review' sections. The 'Let's review' section contains four cards: 'Food song' with a bear image, 'Food from animals song' with a chicken image and a 'Listen to the song' player, 'Show what you can do' with a grid and shapes, and 'Story animation' with a chef image and the text 'I want to be a chef'.





WOW, MY LOVELY STUDENTS,

WE HAVE FINISHED ALL **UNIT 7.**

**I HOPE YOU LIKE AND ENJOY IT.**

NOW YOU CAN PRINT NEXT PAGES, PLAY WITH THE


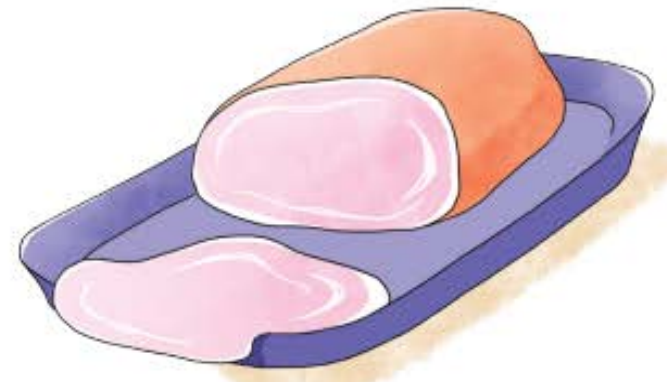


MINI CARDS AND MAKE YOUR OWN SANDWICH

AND **REMEMBER**



**I LOVE YOU AND I MISS YOU A LOT!!!**

Unit 7 Food



Unit 7 Food

BREAD

CHEESE

BUTTER

HAM

EGGS

SALAD



# Unit 7 Sandwich

- Make a sandwich. Colour and cut out, then put together.

