

5 I want to be a superhero

CLICK ON YOUR
DIGITAL BOOK



Today, we will play with the
OUTDOOR TOYS vocabulary and we will
learn about MUSICAL INSTRUMENTS.
Pay attention and follow the
instructions.



DAISY ROBIN & ME I...
Oxford University Pre...


ENJOY & PLAY & SING & **HAVE FUN** & LEARN

1. HAVE A LOOK AT LESSON 4:



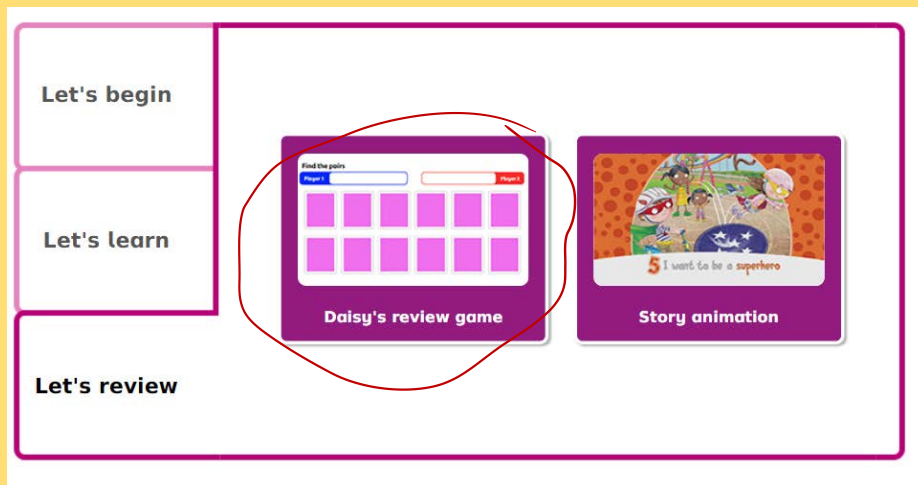
A menu screen for a lesson titled "5 I want to be a superhero". On the left is a cartoon girl with brown hair, wearing a pink and white striped shirt and blue shoes, holding a yellow book. To her right are eight lesson buttons arranged in two columns. The top row contains "LESSON 1", "LESSON 2", and "LESSON 3". The bottom row contains "LESSON 4" (which is circled in red), "LESSON 5", and "LESSON 6". Below these are three "NURSERY SCHOOL" buttons labeled "LESSON 1", "LESSON 2", and "LESSON 3".

2. LISTEN AND PRACTICE:



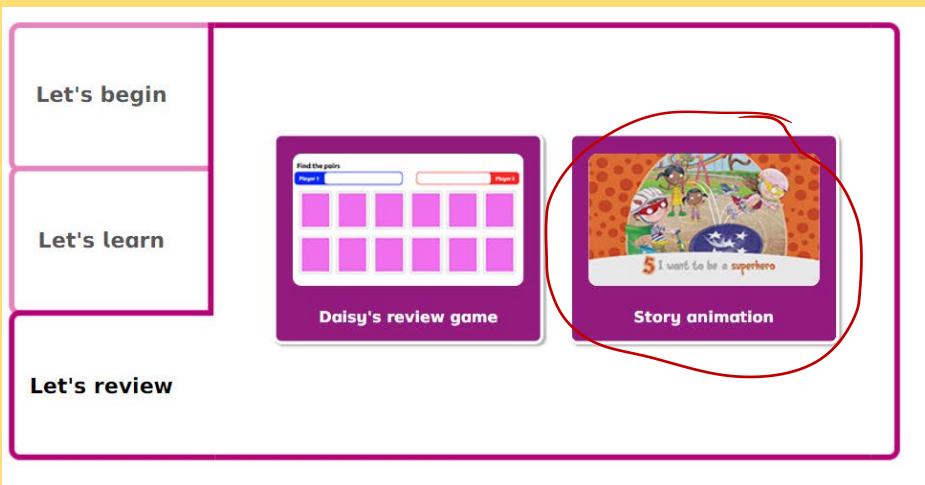
A screen with three vertical buttons on the left: "Let's begin", "Let's learn", and "Let's review". On the right is a large purple-bordered box containing a smaller screen. This inner screen has a title "Look and listen.", an illustration of a red scooter, the question "Is it a scooter?", and a row of five small icons: a book, a pencil, a ruler, a pair of scissors, and a glue stick. At the bottom of the inner screen is the text "Extended language".

3. PLAY DAISY'S REVIEW GAME:



A screen with three vertical buttons on the left: "Let's begin", "Let's learn", and "Let's review". On the right are two purple-bordered boxes. The left box is titled "Daisy's review game" and contains a 3x3 grid of pink squares. Above the grid is a "Find the pairs" section with a "Player 1" label and a "Player 2" label. The right box is titled "Story animation" and contains a colorful illustration of a superhero and the text "5 I want to be a superhero". Both boxes are circled in red.

4. WATCH THE STORY ANIMATION:



A screen with three vertical buttons on the left: "Let's begin", "Let's learn", and "Let's review". On the right are two purple-bordered boxes. The left box is titled "Daisy's review game" and contains a 3x3 grid of pink squares. Above the grid is a "Find the pairs" section with a "Player 1" label and a "Player 2" label. The right box is titled "Story animation" and contains a colorful illustration of a superhero and the text "5 I want to be a superhero". Both boxes are circled in red.

5. HAVE A LOOK AT LESSON 5:



5 I want to be a superhero

LESSON 1 LESSON 2 LESSON 3
LESSON 4 **LESSON 5** LESSON 6
LESSON 7 LESSON 8

NURSERY SCHOOL LESSON 1 NURSERY SCHOOL LESSON 2 NURSERY SCHOOL LESSON 3

7. HAVE A LOOK AT LESSON 6:



5 I want to be a superhero

LESSON 1 LESSON 2 LESSON 3
LESSON 4 LESSON 5 **LESSON 6**
LESSON 7 LESSON 8

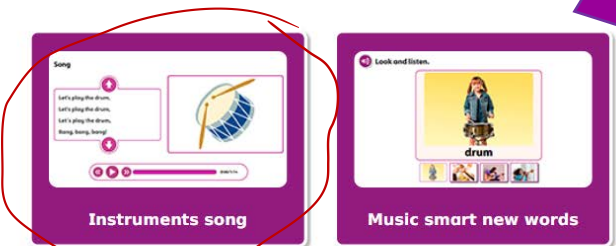
NURSERY SCHOOL LESSON 1 NURSERY SCHOOL LESSON 2 NURSERY SCHOOL LESSON 3

6. LISTEN TO THE INSTRUMENTS SONG:

Let's begin

Let's learn

REPEAT THE VOCABULARY



8. WATCH MUSIC SMART: INSTRUMENTS VIDEO

Let's begin

Let's learn

LISTEN AND SING AGAIN



9. HAVE A LOOK AT LESSON 7:



5 I want to be a superhero

LESSON 1 LESSON 2 LESSON 3
LESSON 4 LESSON 5 LESSON 6
LESSON 7 LESSON 8
NURSERY SCHOOL LESSON 1 NURSERY SCHOOL LESSON 2 NURSERY SCHOOL LESSON 3

10. PLAY THE CLASS GAME:


Let's begin

Let's play

Outdoor toys song

Class game

11. REVIEW UNIT 5 IN LESSON 8:



5 I want to be a superhero

LESSON 1 LESSON 2 LESSON 3
LESSON 4 LESSON 5 LESSON 6
LESSON 7 **LESSON 8**
NURSERY SCHOOL LESSON 1 NURSERY SCHOOL LESSON 2 NURSERY SCHOOL LESSON 3

12. SING, PLAY AND WATCH:

Let's begin

Let's review

Outdoor toys song

Instruments song

Show what you can do

Story animation

MUMMY, DADDY, AUNTIE, UNCLE, GRANDMA, GRANDAD, BROTHER, SISTER, COUSIN...

EVERYBODY THANK YOU VERY MUCH FOR HELPING ME WITH THE
ENGLISH CLASSES

MONTSE



Boys and girls, I hope you
had fun.
You're learning a lot while
you're playing and singing.
See you next week with some
activities.