





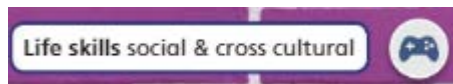
UNIT 4 – AT THE LIBRARY

Access your eBooks and follow the instructions:

1. CLASS BOOK

Go to UNIT 4 - Lesson 3 Culture page 40 and do:

1. Activity 1 Watch the culture video clicking on the 
(Pay attention at the comprehension check at the end of the video.)
2. Activity 2 Look at the photos and match them with the texts.
You can click on the  and do the activity online.
3. Now, you are ready to play the game GAPFILL
clicking on the joystick



2. ACTIVITY BOOK

Go to UNIT 4 - Lesson 3 Culture page 35 and do:

1. Activity 1 Complete Oli's speaking watching carefully the pictures and writing the correct word. You can do the activity online.
2. Activity 2

Now you can think, draw and write about: **AN AMAZING LIBRARY** (*biblioteca increïble*)

1. Draw and color a nice library.
2. Complete the sentences below using the vocabulary you learn in the culture video.
3. Send the activity to your teacher:

3r A – 3r B

fcps.celia.colome@stjosep.com

3r C

fcps.montse.llaquet@stjosep.com



NAME:.....

DATE:.....

MY AMAZING LIBRARY

At my amazing library, there are.....

.....

I like.....

At the library, I can.....

.....

At the library there aren't

.....